

SITE PLAN
Scale: 1/16" = 1'-0"

PLAN NORTH TRUE NORTH

SITE WORK KEY NOTES - ISR BASE

1. EXISTING REMOTE DUMPSTER ENCLOSURE TO REMAIN
2. ~~EXISTING WHEELSTOP~~
3. EXISTING A.D.A. SIGNAGE
4. EXISTING CONCRETE SIDEWALK TO BE PROTECTED THROUGHOUT CONSTRUCTION
5. EXISTING PARKING LOT DIRECTIONAL SIGNAGE
6. EXISTING CONCRETE PAVEMENT TO BE PROTECTED DURING CONSTRUCTION
7. EXISTING CURB TO BE PROTECTED THROUGHOUT CONSTRUCTION
8. EXISTING BUILDING TO BE PROTECTED THROUGHOUT CONSTRUCTION
9. EXISTING ASPHALT PAVEMENT TO BE PROTECTED THROUGHOUT CONSTRUCTION
10. EXISTING LANDSCAPING TO REMAIN
11. ~~EXISTING BUCKET SIGN~~
12. EXISTING PYLON SIGN
13. EXISTING SPEAKER POST
14. EXISTING PREVIEW BOARD
15. EXISTING MENU BOARD
16. EXISTING CLEARANCE BAR
17. PATH OF TRAVEL OF ENTRY FROM PUBLIC WAY
18. PATH OF TRAVEL OF ENTRY FROM ACCESSIBLE PARKING

Scope Type	Incentive
New Ceiling and Lighting	YES
New Restroom Refresh	NO
Dining Room Floor Tile	YES
Drive Thru Package	NO
Multibrand	KFC only
Existing Image *	Y04
Store Type	K90

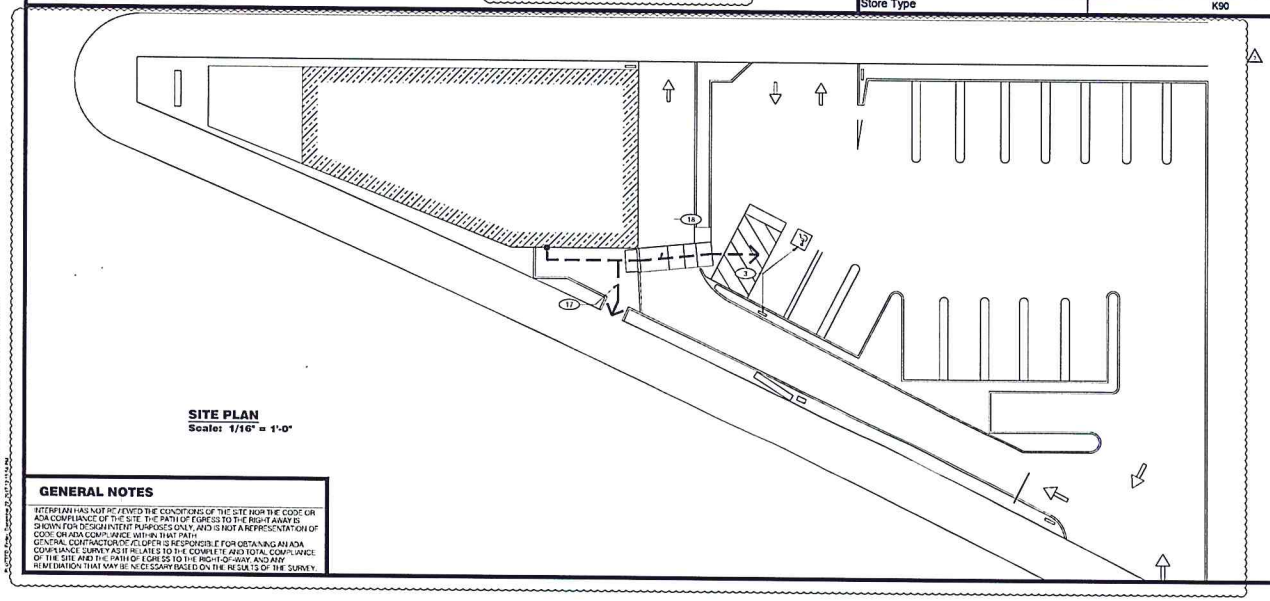

SITE PLAN
Scale: 1/16" = 1'-0"

GENERAL NOTES

INTERPLAN HAS NOT REVIEWED THE CONDITIONS OF THE SITE FOR THE CODE OR ADA COMPLIANCE OF THE SITE. THE PATH OF EGRESS TO THE RIGHT AWAY IS SHOWN FOR DESIGN INTENT PURPOSES ONLY, AND IS NOT A REPRESENTATION OF CODE OR ADA COMPLIANCE WITHIN THAT PATH. GENERAL CONTRACTOR OF RECORD IS RESPONSIBLE FOR OBTAINING AN ADA COMPLIANCE SURVEY AS IT RELATES TO THE COMPLETE AND TOTAL COMPLIANCE OF THE SITE AND THE PATH OF EGRESS TO THE RIGHT-OF-WAY, AND ANY REMEDIATION THAT MAY BE NECESSARY BASED ON THE RESULTS OF THE SURVEY.

KEY PLAN

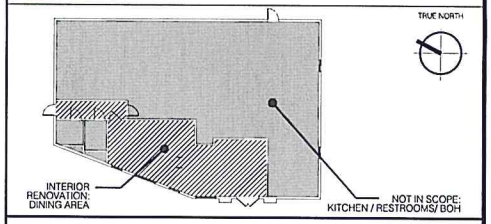

VICINITY MAP

KFC
400 N. GOLDEN STATE BLVD.
TURLOCK, CA 95380

PROJECT SUMMARY

PROJECT NAME:	KFC
PROJECT ADDRESS:	400 N. GOLDEN STATE BLVD. TURLOCK, CA 95380
LEGAL JURISDICTION	TURLOCK
BUILDING CODE:	2016 CALIFORNIA BUILDING CODE
BUILDING FOOTPRINT AREA	3,472 SF
RENOVATION AREA	825 SF
SEATING	EXISTING: 34, PROPOSED: 34
TYPE OF CONSTRUCTION	VB
OCCUPANCY:	A2 ASSEMBLY

PROJECT DESCRIPTION: THIS PROJECT CONSISTS OF AN INTERIOR RENOVATION OF THE DINING AREA FOR AN EXISTING KFC RESTAURANT. THE KITCHEN AND DRIVE THROUGH AREAS WILL REMAIN IN OPERATION DURING THE REMODELING PROCESS. EXTERIOR IMAGE UPGRADE WILL CONSIST OF NEW EXTERIOR BRANDING & SIGNAGE ELEMENTS AND NEW PAINT FINISHES PER NEW PROTOTYPE.

PROJECT GENERAL NOTES

A. IT IS INTENDED THAT A COMPLETE OCCUPIABLE BUILDING PROJECT IS PROVIDED

B. DO NOT SCALE THESE DRAWINGS. VERIFY ALL DIMENSIONS AND CONDITIONS IN THE FIELD. ANY DISCREPANCIES IN THESE DRAWINGS SHALL BE BROUGHT TO THE ATTENTION OF THE ARCHITECT AND KFC CM PRIOR TO STARTING WORK

C. GENERAL CONTRACTOR TO PROVIDE MINIMUM 2X8" (NOM MAT) BACKING AT EACH CANOPY ATTACHMENT POINT. CANOPY IS TO BE SECURED WITH THRU BOLT, LOCK WASHER AND NUT INTO BACKING

D. KFC SIGNAGE/STENCIL BY OTHERS - UNDER SEPARATE PERMIT

CITY OF TURLOCK INC. 1908

Planning Division
156 S. Broadway Turlock, CA 95380
Scott Ouyle - Assistant Planner
01/05/2018 9:13:54 AM
PLANS REVIEWED

Revised
01/05/2018 9:13:34 AM

PROJECT DIRECTORY

CORPORATE
KFC Corporation
1900 Colonel Sanders Lane
Louisville, KY 40213
Contact
Wil Nash
502-874-6299

ARCHITECT
Interplan LLC
604 Courtland St. Suite 100
Orlando, FL 32804
Contact
Gregory Faucher
407-645-5008

DRAWING INDEX

		Δ	Δ	Δ	Δ	Δ	Δ	Δ	Δ	Δ	Δ
GENERAL											
G-1.0	GENERAL INFORMATION	X	X								
DEMOLITION											
D-1.0	DEMOLITION: FLOOR PLAN, REFLECTED CEILING PLAN & EXTERIOR ELEVATIONS										
ARCHITECTURAL											
A-1.0	FLOOR PLAN, REFLECTED CEILING PLAN & FINISH SCHEDULE										
A-1.1	INTERIOR ELEVATIONS, FIXTURE & GRAPHICS PLAN										
A-2.0	EXTERIOR ELEVATIONS										
A-2.1	EXTERIOR ELEVATIONS										

KFC

DAVID BOYCE ARCHITECT

604 COURTLAND STREET
SUITE 100
ORLANDO, FLORIDA 32804
PH 407.645.5008
FX 407.629.9124

SEAL
THIS DOCUMENT IS NOT FOR CONSTRUCTION UNLESS THE ARCHITECT OF RECORD'S SIGNATURE AND SEAL APPEAR BELOW.

P. PROJECT NO #: 2017 5439

DRAWING SUBMITTALS

DEVELOPMENT REVIEW SET
DATE BY

PERMIT SET SUBMITTAL
DATE BY

PERMIT SET REVISION
DATE BY

REVISION:

Mark	Date	By
1	06/07/17 PLANNING DEPARTMENT	MN
2	06/07/17 BUILDING DEPARTMENT	MN

PROJECT TITLE
"K90 Y04 SERIES
TO AMERICAN SHOWMAN"
TEMPLATE VERSION
RELEASE 2.0 JAN. 2016

400 N. GOLDEN STATE BLVD.,
TURLOCK, CA 95380

COMM SS ON NO. E720299
ISSUE DATE 06/02/17

SHEET TITLE
GENERAL INFORMATION

SHEET NO.
G-1.0

COPYRIGHT © 2017 SHEET REPRESENTS INTERPLAN LLC PROPRIETARY INFORMATION. THIS DOCUMENT IS THE PROPERTY OF THE ARCHITECT OF RECORD AND MAY NOT BE COPIED OR USED FOR ANY PURPOSE WITHOUT WRITTEN PERMISSION.

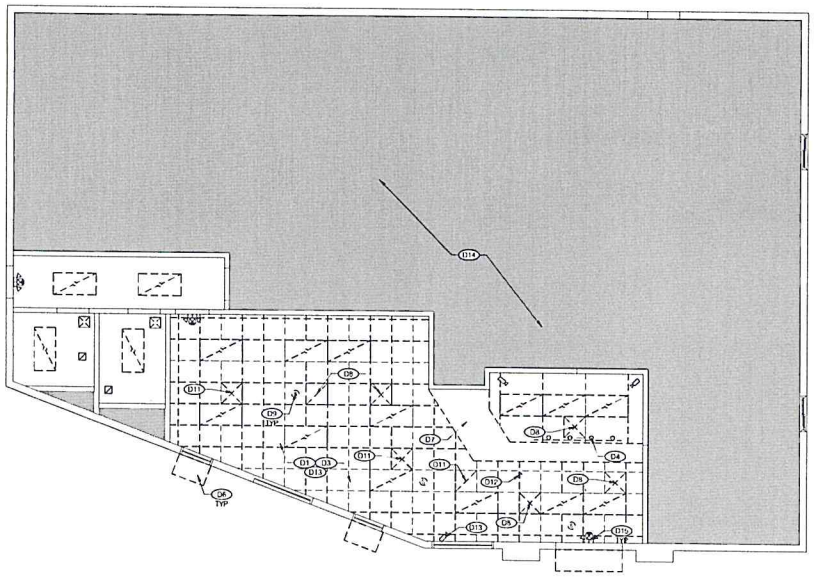

DEMOLITION CEILING PLAN
Scale: 1/4" = 1'-0"

TRUE NORTH

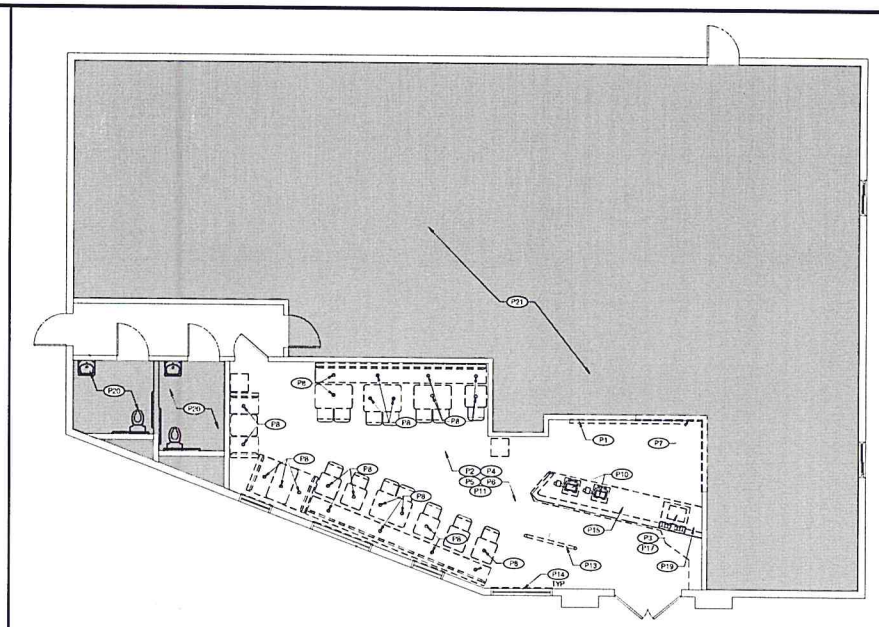

DEMOLITION FLOOR PLAN
Scale: 3/16" = 1'-0"

PLAN NORTH

LEGEND

- EXISTING TO REMAIN
- EXISTING TO BE REMOVED
- NO WORK IN THIS AREA

DEMOLITION CEILING PLAN KEY NOTES - ISR + CEILING OPTION

- D1 REMOVE EXISTING CEILING GRID AND TILES - DINING, SERVICE COUNTER AREA
- ~~D2 LIGHT FIXTURES TO BE RELOCATED - SEE CEILING PLANS SHEET A1.10 FOR NEW LOCATION~~
- D3 EXISTING LIGHT FIXTURES TO BE REMOVED AND CIRCUITS RETAINED FOR RE-USE
- D4 EXISTING TRACK LIGHTING AND TRACKS TO BE REMOVED
- ~~D5 EXISTING LIGHT SCONCE TO BE REMOVED (CIRCUITS TO BE RE-USED FOR NEW LIGHTING)~~
- D6 EXISTING EXTERIOR AWNINGS/CANOPIES TO BE REMOVED - SEE DEMO ELEVATIONS
- D7 EXISTING SOFFITS TO BE REMOVED. REFER TO CEILING PLAN FOR ANY NEW BULKHEAD LOCATIONS
- D8 EXISTING CEILING DIFFUSER TO BE RELOCATED AND REPLACED WITH NEW DIFFUSER. SEE A1.0
- D9 EXISTING CEILING MOUNTED SPEAKERS TO BE CLEANED AND REPAINTED
- ~~D10 EXISTING WINDOW VALANCES/COVERINGS TO BE REMOVED~~
- D11 EXISTING CEILING DIFFUSER AND GRILLES TO BE REMOVED AND REPLACED WITH NEW IN SAME LOCATION UNLESS NOTED OTHERWISE
- D12 EXISTING WI-FI ROUTER TO REMAIN
- D13 EXISTING CCTV's/CAMERAS/SMOKE DETECTORS TO BE RELOCATED BY OWNER'S SUB AS NEEDED
- D14 NO WORK IN THIS AREA
- D15 EXISTING EMERGENCY LIGHTING AND EMERGENCY EXIT SIGNAGE TO BE REMOVED

DEMOLITION FLOOR PLAN KEY NOTES - ISR + FLOOR OPTION

- P1 REMOVE EXISTING MENU BOARD & SAVE FOR REUSE
- P2 REMOVE ALL EXISTING FIXTURES, BOOTHS, TABLETOPS & CHAIRS IN DINING ROOM - EXISTING TABLE STEEL POST TO REMAIN UNLESS NOTED OTHERWISE
- P3 EXISTING BEVERAGE DISPENSER TO BE REMOVED BY OWNER'S VENDORS
- P4 REMOVE CHAIR RAIL, WALL COVERING ABOVE AND WAINSCOTING
- P5 EXISTING SECURITY MONITOR SYSTEM TO REMAIN, PROTECT AS NECESSARY
- P6 REMOVE ALL INTERIOR WALL SIGNS, DECOR ELEMENTS & ARTWORK - SAVE "KFC FOUNDATION" ARTWORK FOR REUSE
- P7 TEMPORARY ASQUEEN DUST PARTITION. COORDINATE EXACT LOCATION IN FIELD WITH FRANCHISEE AND PROVIDE A TIGHT SEAL
- P8 EXISTING TABLE STEEL POST TO BE REMOVED
- ~~P9 EXISTING UNDER-COUNTER SAFE TO REMAIN. PROTECT FROM DUST~~
- P10 EXISTING POS, CASH DRAWER, CUP DISPENSER AND ALL HARDWARE TO BE REMOVED. SALED AND SEALED IN A DUST FREE ENVIRONMENT
- P11 REMOVE EXISTING FLOORING AND COVE BASE - PREP LEVEL FLOOR FOR NEW TILE
- ~~P12 REMOVE EXISTING HALF HEIGHT WALL~~
- P13 REMOVE ALL QUEUING RAILS AND POSTS
- P14 REMOVE EXISTING WINDOW SILLS
- P15 EXISTING SERVICE COUNTER TO BE REMOVED (KNEE WALL TO TO BE MODIFIED AS NEEDED)
- ~~P16 EXISTING HALF HEIGHT WALL TO REMAIN - NEW PAINT AND GAPS~~
- P17 GENERAL CONTRACTOR TO PUMP DOWN, REMOVE AND SALVAGE EXISTING ICE MACHINE FOR REUSE
- ~~P18 REMOVE EXISTING ELECTRICAL LED PANEL(S) MENU BOARD AND SAVE FOR REUSE BY OWNER'S NOW~~
- P19 EXISTING FOUNTAIN DRINK COUNTER TO BE REMOVED (KNEE WALL TO TO BE MODIFIED AS NEEDED) - UNLESS SS COUNTER
- P20 KEEP EXISTING FIXTURES AND ACCESSORIES
- P21 NO WORK IN THIS AREA

ELEVATION KEY NOTES - ISR

- E1 REMOVE STRIPED PYRAMID SHROUD, FRAMING, SKIRT AND EXISTING LIGHT FIXTURE. RETAIN CIRCUIT FOR RE-USE.
- E2 REMOVE "COLONEL" SIGN CABINET - DISCONNECT POWER & RETAIN CIRCUIT FOR RE-USE
- E3 EXISTING EXTERIOR AWNINGS / CANOPIES TO BE REMOVED
- E4 REMOVE EXISTING "KFC" LETTER SET-SIGN FACE AND CABINET
- E5 REMOVE EXISTING WALL-PACK LIGHTING OVER DINING ROOM DOORS
- ~~E6 REMOVE DFS MENUE BACK TO EXISTING PLYWOOD SUBSTRATE (OR WHAT IS APPROPRIATE DURING STRIPING). COORDINATE THE EXACT DIMENSION WITH A.I.S.~~
- E7 REMOVE EXISTING WALL SCONCE FIXTURES - INSTALL WATER PROOF COVERS AS NEEDED

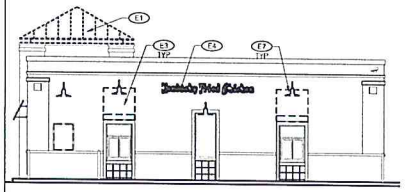

3 - EXISTING DRIVE-THRU ELEVATION
Scale: 1/8" = 1'-0"

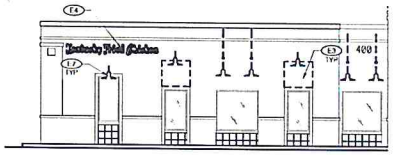

2 - EXISTING FRONT ELEVATION
Scale: 1/8" = 1'-0"

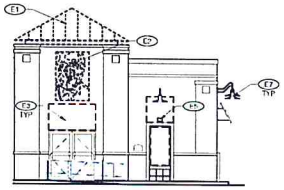

1 - EXISTING ENTRY ELEVATION
Scale: 1/8" = 1'-0"

GENERAL NOTES

A. THE G.C. SHALL TAKE ALL NECESSARY PRECAUTIONS TO ENSURE THE SAFETY OF THE PUBLIC AND OR WORKMAN ON THE JOB AND TO PREVENT ACCIDENTS OR INJURY TO ANY PERSON ON, ABOUT, OR ADJACENT TO THE PREMISES. THE G.C. SHALL COMPLY WITH ALL LAWS, ORDINANCES, CODES, RULES AND REGULATIONS RELATIVE TO SAFETY AND THE PREVENTION OF ACCIDENTS

B. THESE DEMOLITION PLANS ARE TO BE USED IN CONJUNCTION WITH THE ENTIRE SET OF WORKING DRAWINGS. DO NOT REMOVE OR DEMOLISH ANYTHING WITHOUT VERIFYING AND COORDINATING WITH ALL GENERAL TRADES AS TO HOW THEY RELATE TO THE OVERALL PROJECT

C. GENERAL CONTRACTOR SHALL PAY FOR ALL REQUIRED DEMOLITION PERMIT FEES AND OBTAIN ALL APPLICABLE DEMOLITION PERMITS

D. GENERAL CONTRACTOR SHALL REMOVE ALL DEBRIS & EQUIPMENT DAILY DURING THE DEMOLITION WORK

E. GENERAL CONTRACTOR SHALL PATCH AND REPAIR ALL DAMAGED SURFACES AS OUTLINED IN THE DRAWINGS

F. GENERAL CONTRACTOR SHALL FIELD VERIFY ALL EXISTING SITE AND BUILDING CONDITIONS PRIOR TO CONSTRUCTION.

G. ABANDONED PIPES SHALL BE CAPPED IN A MANNER TO CONCEAL WITHIN WALL, CEILING OR FLOOR

H. DEMOLITION MEANS AND METHODS ARE CONTRACTORS RESPONSIBILITY

G. A SINGLE RESTROOM TO BE AVAILABLE AND FUNCTIONING AT ALL TIMES FOR EMPLOYEES DURING RENOVATION

KFC

DAVID BOYCE ARCHITECT

604 COURTLAND STREET
SUITE 100
ORLANDO, FLORIDA 32804
PH 407.645.5008
FX 407.629.9124

SEAL
THIS DOCUMENT IS "NOT FOR CONSTRUCTION" UNLESS THE ARCHITECT OF RECORD'S SIGNATURE AND SEAL APPEAR BELOW

P: PROJECT NO # 2017 (433)

DRAWING SUBMITTALS

TEMPLATE DEVELOPMENT REVIEW SET		
ISSUE DATE	JAC/BDB	
DATE	BY	
PERMIT SET SUBMITTAL		
DATE	BY	
PERMIT SET REVISION		
DATE	BY	

REVISION

Mark	Date	By
1	JAN 31 2017 PLANNING DEPARTMENT	MS
2	JAN 31 2017 BUILDING DEPARTMENT	MS

PROJECT TITLE
"K030 Y04 SERIES TO AMERICAN SHOWMAN" TEMPLATE VERSION RELEASE 2.0 JAN. 2016

400 N. GOLDEN STATE BLVD., TURLOCK, CA 95380

COMM'SS ON NO. E720299

ISSUE DATE 06/02/17

SHEET TITLE
DEMOLITION: FLOOR PLAN, CEILING PLAN & EXTERIOR ELEVATIONS

SHEET NO.
D-1.0

COPYRIGHT © 2017
THIS DOCUMENT IS THE PROPERTY OF DAVID BOYCE ARCHITECT, INC. NO PART OF THIS DOCUMENT MAY BE COPIED OR USED FOR ANY PURPOSE OTHER THAN WHAT IS AUTHORIZED BY DAVID BOYCE ARCHITECT, INC.
PLOTTED Friday, December 23, 2016 7:19 PM

CEILING HEIGHT: 8'-1" A.F.F. V.I.F.

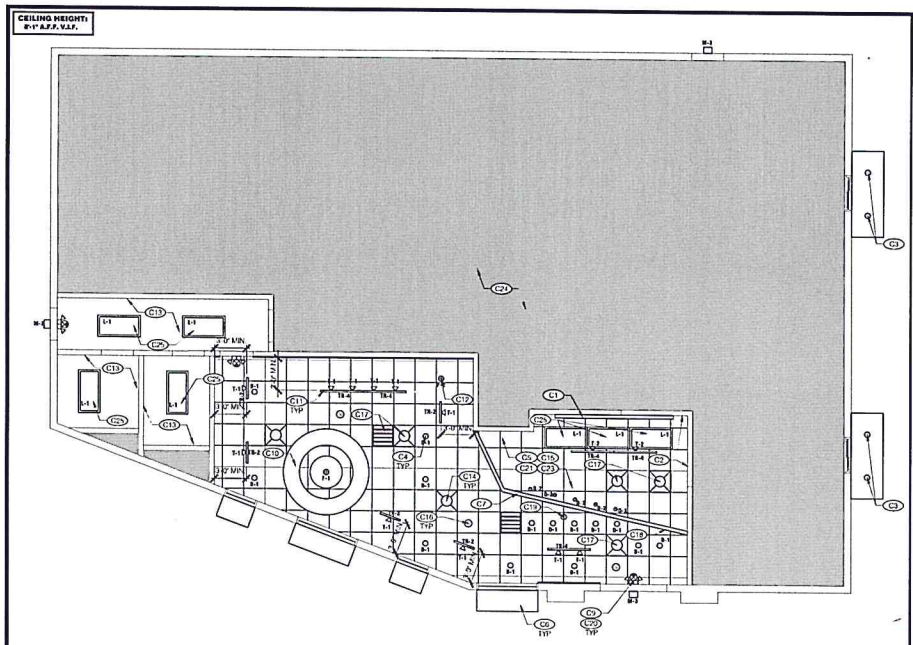

LEGEND

EXISTING TO REMAIN

NO WORK IN THIS AREA

NOTE: REFER TO A-2.0 EXTERIOR ELEVATIONS FOR WALL SCONCE LOCATIONS

CEILING PLAN
Scale: 3/16" = 1'-0"

PLAN NORTH

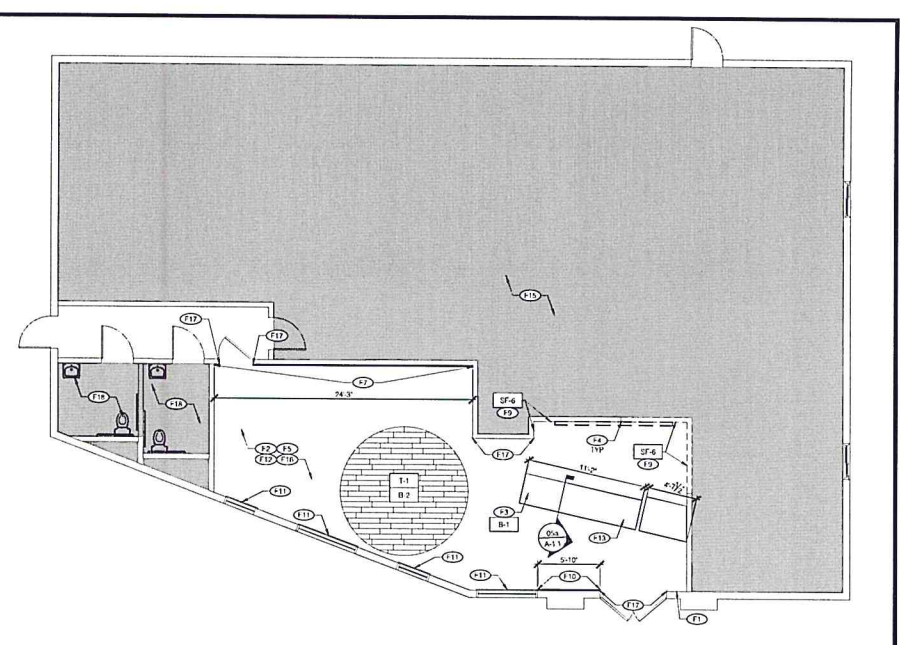

LEGEND

EXISTING TO REMAIN

NO WORK IN THIS AREA

FLOOR FINISH PLAN
Scale: 3/16" = 1'-0"

PLAN NORTH

REFLECTED CEILING PLAN KEY NOTES - ISR + CEILING UPGRADE

- C1 REINSTALL EXIST. MENU BOARD.
- C2 NEW STAINLESS STEEL CAP AT UNDERSIDE OF EXISTING BULKHEAD
- C3 WIRING OF LIGHTS IN CANOPY BY VENDOR. E.C. SHALL MAKE FINAL CONNECTION TO EXISTING LIGHTING CIRCUIT THIS AREA
- C4 NEW RECESSED LIGHTING - CENTERED ABOVE TABLES - CONNECT TO EXISTING DINING ROOM LIGHT CIRCUITS
- C5 EXISTING CEILING RECEPTACLES TO BE REPLACED WITH NEW
- C6 NEW EXTERIOR AWNING / LOUVER. REFER TO EXTERIOR ELEVATIONS
- C7 CUSTOM MILLWORK, FAUX WOOD BEAMS - MODIFY EXISTING SOFFIT CEILING AS NEEDED TO ACCOMMODATE NEW BEAM EXISTING
- ~~C8 SOFFIT TO BE PAINTED (NO WEDDING VEIL) EGGSHELL FINISH~~
- C9 NEW EMERGENCY LIGHTING & EXIT SIGNAGE (WHITE BACKGROUND)
- C10 NEW BUCKET PENDANT LIGHT AND LIGHT RING
- C11 NEW TRACK LIGHTING - POSITION AT 3'-0" FROM WALL U.N.O.
- C12 NEW PENDANT LIGHTING CENTERED ABOVE TABLE
- C13 PAINT CEILING (P-4)
- C14 INSTALL NEW HVAC DIFFUSERS AND GRILLES (WHITE)
- C15 NEW CEILING TILES AND GRID
- C16 PAINT EXISTING SPEAKERS WHITE (P-6)
- C17 RELOCATED DIFFUSERS. ADJUST SUPPLY LINE TO FEED NEW DIFFUSER
- C18 INSTALL NEW PEPSI SIGN ABOVE FOUNTAIN MACHINE
- C19 REINSTALL EXISTING WIFI ROUTER IN SAME LOCATION
- C20 REINSTALL EXISTING BUG LIGHT AS NEEDED
- C21 EXISTING CCTV's/CAMERAS/SMOKE DETECTORS TO BE RELOCATED BY OWNER'S SUB AS NEEDED
- ~~C22 REINSTALL EXISTING ELECTRICAL (LED PANELS) MENU BOARD BY OWNER VENDOR~~
- C23 RELOCATE EXISTING T-STAT AS NEEDED
- C24 NO WORK IN THIS AREA
- C25 REPLACE EXISTING LIGHT FIXTURE WITH NEW LED LIGHT FIXTURE IN RESTROOMS AND BEHIND SERVICE COUNTER
- ~~C26 RESTROOM CHOPPED CEILING TO BE REPLACED WITH G/PSUM HARD LID CEILING INSTALL NEW TILES LIGHT FIXTURE~~

FINISH PLAN KEY NOTES - ISR + FLOOR

- F1 POST MAX. OCCUPANT LOAD ON WALL ADJACENT TO MAIN ENTRY
- F2 SKIM COAT EXISTING WALLS (TO LEVEL 3) WHERE WALL COVERING HAS BEEN REMOVED. PRIME AND PAINT WALLS AND PAINT EXISTING WAINSCOT, UNLESS OTHERWISE NOTED
- F3 EXISTING KNEE WALL - MODIFY / REBUILD AS NEEDED TO ACCOMMODATE COUNTERTOP AT 39" A.F.F. COVER WITH NEW DECORATIVE PANELS - SERVICE COUNTER & FOUNTAIN UNIT COUNTER
- F4 NEW SURFACE MOUNTED STAINLESS STEEL CORNER GUARDS. PROVIDE AND INSTALL GUARD 180A 3/4" x 3/4" WIDE TO EXPOSED SURFACES WITH SILICONE ADHESIVE
- F5 INSTALL NEW FLOOR TILE AND RUBBER BASE THROUGHOUT. INSTALL CEMENT BOARD SUBSTRATE AT WALL BASE TO ALIGN WITH FINISH SURFACE OF WALL. PATCH CONCRETE BELOW FLOOR WHERE POSTS, RAILS AND WALLS ARE REMOVED
- ~~F6 NEW BLOCKING IN WINDOW OPENING TO SUPPORT DECORATIVE WALL PANELS~~
- F7 NEW PREFINISHED FLOOR TO CEILING DECORATIVE WALL TRIM PANELS ON EXISTING WALL SURFACE. INSTALL PANELS 1/2" BELOW CEILING FOR VENTILATION PURPOSES
- ~~F8 NEW PRE-PRIMED VENDOR PROVIDED WINDOW TRIM TO BE PAINTED P-6. REFER TO FINISH SCHEDULE~~
- F9 NEW FRP PANELS OVER EXISTING SIDE WALLS & BULKHEAD TILE
- F10 NEW VENDOR PROVIDED FLOOR TO CEILING "QUOTE WALL" - REFER TO INTERIOR ELEVATIONS
- F11 NEW WHITE CORIAN WINDOW SILL / WALL CAP (SS-2)
- F12 INSTALL 4" RUBBER WALL BASE OVER NEW WALL PANEL
- F13 INSTALL NEW SOLID SURFACE COUNTERTOPS
- ~~F14 RE-CLAD DIVIDER WALL WITH NEW LAMINATE PANELS PROVIDED BY MILLWORK VENDOR (PL-4) OVER EXISTING PANELS. AND INSTALL CORIAN TOP CAP — REFER TO FINISH SCHEDULE~~
- F15 NO WORK IN THIS AREA
- F16 INSTALL NEW WAINSCOTING AND CHAIR RAIL
- F17 PREFINISHED ALUMINUM CORNER GUARDS TO MATCH NEW WALL FINISH
- F18 RESTROOMS - PAINT EXISTING CEILING/WALLS

GENERAL NOTES - LIGHTING / ELECTRICAL

A. CONFIRM LIGHTING FIXTURE QUANTITIES WITH SUPPLIER

B. EMERGENCY AND STANDARD LIGHTING MARKED WITH "NL" SUBSCRIPT SHALL OPERATE CONTINUOUSLY. PROVIDE UNSWITCHED HOT TO STANDARD AND EMERGENCY BALLASTS

C. EMERGENCY LIGHTING NOT MARKED WITH "NL" SUBSCRIPT. PROVIDE UNSWITCHED CONSTANT HOT TO EMERGENCY BALLAST AND SWITCHED HOT TO STANDARD BALLAST

D. CONTRACTOR SHALL FIELD VERIFY CEILING TYPE AND PROVIDE PROPER MOUNTING HARDWARE

E. ELECTRICAL CONTRACTOR SHALL VERIFY AVAILABLE CIRCUITS IN ELECTRICAL PANELS AND REUSE EXISTING CIRCUITS AS AVAILABLE

F. CONNECT LIGHTING CIRCUITS TO EXISTING LIGHTING CONTROL PANEL COORDINATE CONTROL SEQUENCE AND TIME OF DAY SCHEDULING WITH FRANCHISEE

G. EXISTING 2X4 AND 2X2 LIGHTING TO BE RE-LAMPED (WITH LED)

H. REFER TO A2.0 FOR ADDITIONAL EXTERIOR LIGHTS NOT SHOWN ON PLAN

I. ALL NEW LIGHTING TO BE COORDINATED WITH EXISTING MECHANICAL GRILLES

J. EXISTING ELECTRICAL PANEL LOCATIONS & NEW CIRCUITS SHALL BE VERIFIED BY E.C. E.C. SHALL COORDINATE & VERIFY FINAL ELECTRICAL WITH LIGHTING / SIGNAGE SUPPLIERS

K. PROVIDE ESCUTCHEON PLATES AND SEALANT AT ALL UTILITY PENETRATIONS OF WALLS, CEILINGS, AND FLOORS. DO NOT USE CAULK OR EXPANDING FOAM FOR SEALANT

L. ALL WIRING TO BE PER NEC INSTALLATION REQUIREMENTS SIZED FOR 40% MAX FILL PER NEC

M. RELOCATED DEVICES TO BE ROUTED IN FLEXIBLE METAL CONDUIT.

N. G.C./E.C. IS RESPONSIBLE FOR FIELD VERIFYING THE EXISTING ELECTRICAL CAPACITY AND CONFIRMING THAT THE NUMBER OF SPARES AT THE PANELS IS ADEQUATE FOR THE ADDITION/RELOCATION OF THE SERVICES SHOWN. E.C. TO NOTIFY KFC PMP. EITHER SERVICE OR NUMBER OF SPARES IS FOUND TO NOT MEET THE NECESSARY REQUIREMENTS

O. E.C. SHALL PROVIDE J-BOX FOR SIGNAGE BY SIGN VENDOR. FINAL CONNECTION TO BUILDING POWER BY E.C.

P. E.C. SHALL PROVIDE J-BOX FOR NEW EXTERIOR LIGHT FIXTURE. FINAL CONNECTION TO BUILDING POWER BY E.C.

Q. E.C. SHALL COORDINATE EXACT ROUTING OF ALL NEW AND RELOCATED CIRCUITS. FIELD VERIFY EXISTING CONDITIONS. ALL WORK AND WIRING PER NEC INSTALLATION REQUIREMENTS. ALL WORK TO BE CONCEALED. SURFACE MOUNT RACEWAYS ARE NOT PERMITTED

R. EXTERIOR DOOR CLOSERS SHALL BE ADJUSTED TO HAVE A MAXIMUM 5 LBS OPENING FORCE

S. IF PROJECT IS IN CALIFORNIA NOTE: ALL CONTROLS SHALL BE BROUGHT UP TO CURRENT CODE & TITLE 24 REQUIREMENTS

LIGHTING SCHEDULE

TAG	QTY	FIXTURE	MANUFACTURER / MODEL	DESCRIPTION	WATTAGE
D-1	13	SALES FLOOR	ELITE SPECTRUM LED HOUSING	6" LED RECESSED DOWNLIGHT WITH DIMMABLE 3-POINT HANGER BARS WHITE 3000K W CRI TRIM WITH 24° CONTRACT PLAN	14 WATTS / 120 VOLTS
D-2	4	SALES FLOOR	LIGHTECH LIGHTING SOLIST HOUSING	2 LOW VOLTAGE DOWNLIGHT WITH WHITE ADJUSTABLE BAFFLE TRIM WITH 15 DEGREE ADJUSTMENT	7 WATTS / 12 VOLTS
D-3	3	SALES FLOOR	LIGHTECH LIGHTING SOLIST HOUSING	2 LOW VOLTAGE DOWNLIGHT WITH WHITE FULLY ADJUSTABLE TRIM	7 WATTS / 12 VOLTS
F-1	1	FOYER CEILING	TECH MATRIX SCOPE MINI 8 / 8 STEMLESS 2 T 8	SLOED PENDANT WHITE GLASS WITH BLACK MODERN SOCKET	
F-2	1	SALES FLOOR	MINKA FAN BLADE	GLASS PENDANT WITH BRUSHED NICKEL FINISH MEDIUM BASE SOCKET	9 WATTS / 120 VOLTS
T-1	11	SALES FLOOR	ZUMO MAGNETIC WHITE	VERTICAL INTEGRATED LED TRACK LIGHT WHITE FINISH 3000K W CRI 15 DEGREE NARROW BEAM	16 WATTS / 120 VOLTS
T-2	2	MENU BOARD LIGHT	LIGHTECH ETS TRACK KOOP	VERTICAL INTEGRATED LED WALL WASHER TRACK LIGHT AREA FOR	16 WATTS / 120 VOLTS
TK-1	4	SALES FLOOR	2' TRACK	SINGLE CIRCUIT LINE VOLTAGE TRACK WHITE FINISH	
TK-2	4	SALES FLOOR	2' TRACK	SINGLE CIRCUIT LINE VOLTAGE TRACK WHITE FINISH	
U-1	2	SALES FLOOR HANGING CHANDELIER	MEGAMAN MEGALUX CHANDELIER	24 LED CLUSTER FULL FINAL 3000K	4 WATTS / 120 VOLTS
W-1	5	WALL SCONCE	KICHLER LIGHTING SOFT WASHER 14.5W (TYP 2) WITH 12" UP / DOWN FIXTURE (TYP 3) WITH 2 LAMPS	COLUMN EXTERIOR RATED OF CORIAN WALL SCONCE BLACK FINISH WITH TOP LENS OVER 14 WATT LED NEW FAMILIES LAMP 3000K W CRI 90 MINIMUM FLUSH TO CEILING	28 WATTS / 120 VOLTS
W-2	5	WALL SCONCE	NAR EXTERIOR	EXTERIOR WATER LED WALL PACK 30W BRONZE FINISH	28 WATTS / 120 VOLTS
E-1	5	EXIT SIGN	AMERICAN LIGHTING EXIT LIGHT AMERICAN PRO SERIES WALL MOUNTED	SINGLE FACE LED EXIT SIGN WHITE BODY WITH 3000K W CRI 90 MINIMUM CRI BLACK FINISH	4 WATTS / 120 VOLTS
E-2	1	EXIT SIGN / EMERGENCY PANEL	AMERICAN FLOOD LIGHTING EXIT LIGHT AMERICAN PRO SERIES WALL MOUNTED	SINGLE FACE LED EXIT SIGN WITH 3000K W CRI 90 MINIMUM CRI BLACK FINISH WITH 3000K W CRI 90 MINIMUM CRI BLACK FINISH HORIZONTAL WIDE SPECTRUM	31 WATTS / 120 VOLTS

FINISH SCHEDULE

MARK	DESCRIPTION	KFC / CONTACT			MODEL # / COLOR	REMARKS
FLOORING						
T-1	FLOOR TILE	CREATIVE MATERIALS CORPORATION	CMG KFC TEAM NATIONAL ACCOUNTS TEAM C (908) 217-0967 ext. 4CAMP (2727) kfcteam@creativematerialscorp.com		SERIES: SANDERS COLOR: SAND FINISH: 4 GRIP SIZE: 4"x 16" GROUT JOINTS: 3/16"	WALL BASE: 4" RUBBER COVE WITH MATCHING FLOOR COLOR. INSTALL WITH FLOOR TILE. REFER TO FINISH PLAN FOR LOCATIONS
T-2	ELEVATOR TILE	CREATIVE MATERIALS CORPORATION	CMG KFC TEAM NATIONAL ACCOUNTS TEAM C (908) 217-0967 ext. 4CAMP (2727) kfcteam@creativematerialscorp.com		SERIES: SANDERS COLOR: SAND FINISH: 4 GRIP SIZE: 12"x 12" GROUT JOINTS: 3/16"	RESTROOMS USE GROUT 2 INSTALL PATTERN STACK BOND
B-1	COVE BASE	CREATIVE MATERIALS CORPORATION	CMG KFC TEAM NATIONAL ACCOUNTS TEAM C (908) 217-0967 ext. 4CAMP (2727) kfcteam@creativematerialscorp.com		SERIES: SANDERS COLOR: PATINA FINISH: 4 GRIP SIZE: 4"x 12" GROUT JOINTS: 3/16"	RESTROOMS AND FOH AS REQUIRED BY CODE. USE GROUT 2
	FLOOR TILE	DALTILE	LESLIE LIMITING P: (630) 968-0668 C: (630) 927-7839 leslie.limiting@daltile.com		TYPE: SUPERTREAD QUARRY COLOR: MOD COAL SIZE: 6"x 6" GROUT MAPEI # 61 CHARCOAL	BOH
GROUT 1	FLOOR GROUT	CREATIVE MATERIALS CORPORATION	CMG KFC TEAM NATIONAL ACCOUNTS TEAM C (908) 217-0967 ext. 4CAMP (2727) kfcteam@creativematerialscorp.com		MAPEI ULTRACOLOR PLUS HIGH	
GROUT 2	FLOOR GROUT	CREATIVE MATERIALS CORPORATION	CMG KFC TEAM NATIONAL ACCOUNTS TEAM C (908) 217-0967 ext. 4CAMP (2727) kfcteam@creativematerialscorp.com		MAPEI ULTRACOLOR PLUS IRON	ALL WALL BASE TILE & GROUT TO BE INSTALLED WITH MATCHING FLOOR COLOR. ALL GROUT TO BE SEALED AS PER MANUFACTURER'S SPECS
WALLS						
P-2	SERVICE COUNTER, FOUNTAIN WALLS, METAL WALL	JOHNSONITE	SCOTT STEPHENSON P: (800) 444-4445 ext. 5794 C: (678) 314-9791 scott.stephenson@johnsonite.com		VILLANOVA WALLBALL MANGANESE TELESTO JOHNSONITE CHARCOAL 375 W x 4" H	
	KITCHEN WALLS, PANELS	DALTILE	DAN EGGERS P: (630) 343-6621 C: (630) 292-7819 dwegers@daltile.com		KP 510 WHITE	BOH
SF-4	WAINSCOT	DALTILE	DAN EGGERS P: (630) 343-6621 C: (630) 292-7819 dwegers@daltile.com			PREFINISHED - PRE-MOLDING VEIL PLANK 32" REPEAT. INSTALL VERTICAL ON WALL USE INTERNAL CHAIR RAIL	DINING ROOM
PL-4	KNEE WALL/DRAW STATION	LABELSMITH/ LAMINATE	SEAN WELLUCE SURFACE MATERIALS P: (614) 248-0100 C: (614) 407-2646 sean@surfacematerials.com			WOOD LAMINATE COLLECTION WHISKED LOOK CAMWOOD	HOME APP
SF-8	WALL PANELS	DALTILE	DAN EGGERS P: (630) 343-6621 C: (630) 292-7819 dwegers@daltile.com			FRP PANELS LAFAYONA SYNETRA 10 x 6 x 3/8" TILE RUNNING BOND PATTERN	RESTROOMS BLANKED AND WALLS LEED BATH
SF-8	WALL PANELS	DALTILE	DAN EGGERS P: (630) 343-6621 C: (630) 292-7819 dwegers@daltile.com		SERIES: SANDERS COLOR: PATINA FINISH: 4 GRIP SIZE: 4"x 12" GROUT JOINTS: 3/16"	RESTROOMS AND FOH AS REQUIRED BY CODE. USE GROUT 2	FRP PANELS WHITE MATTE SYNETRA 10 x 6 x 3/8" SUBWAY TILE RUNNING BOND PATTERN	RESTROOMS COVER EXISTING TILE FROM FULL HEIGHT
	CHAIR RAIL	DALTILE	DAN EGGERS P: (630) 343-6621 C: (630) 292-7819 dwegers@daltile.com				PREFINISHED - PA WEDDING VEIL WOOD CHAIR RAIL	DINING ROOM
SS-2	WINDOW SILL / KNEE WALL	SILGUARD CORIAN	SHOCKMAN SUPPLY COMPANY P: (513) 841-4400 C: (513) 550-2828 bob@shockmansupply.com			TERRA COLLECTION WHITE MARINE 1/2" THICK		SERVING ROOM
DOORS						
	DOOR	DALTILE	DALTILE, DAVID DINKER, OH 44232 330.343.4921			DALTILE HIGH PRESSURE LAMINATE (HPL)	INTERIOR DOORS
	DOOR FRAME	DALTILE	DALTILE, DAVID DINKER, OH 44232 330.343.4921			DALTILE - ALUMINUM ADJUSTABLE FRAMES (MAT) SATIN FINISH MODEL NO. AA-1-WS-2.5	INTERIOR DOOR FRAME
	DOOR HARDWARE	DALTILE	DALTILE, DAVID DINKER, OH 44232 330.343.4921			PUSH-PULL HARDWARE, DOUBLE ALUMINUM KNUPLATE 6 - BRUSH SCHS	INTERIOR DOORS
	DOOR HARDWARE	YALE	LOCKNETT NATIONAL ACCOUNT 888.832.4673 www.lockknett.com			LOCKNETT PART # 1400F564 - LEVER STYLE AND FINISHED FOR INTERIOR USE BLUE KEYSYSTEM	INTERIOR DOOR SECURITY DOOR HARDWARE
	DOOR LAMINATE	PONTE	TBD			PONTE - WAND PEACH COBBLER	INTERIOR DOORS

KFC

DAVID BOYCE ARCHITECT

604 COURTLAND STREET
SUITE 100
ORLANDO, FLORIDA 32804
PH 407.645.5003
FX 407.629.9124

SEAL
THIS DOCUMENT IS "NOT FOR CONSTRUCTION" UNLESS THE ARCHITECT OF RECORD'S SIGNATURE AND SEAL APPEAR BELOW

P. PROJECT NO # 2017 (43)

DRAWING SUBMITTALS

DESIGN DEVELOPMENT REVIEW SET		
DATE	BY	
PERMIT SET (SUBMITTAL)		
DATE	BY	
FOR PERMIT SET REVISION		
DATE	BY	

REVISION:

Mark	Date	By
1	JUL 13 2017	MS
PLANNING DEPARTMENT		
2	JUL 20 2017	MS
BUILDING DEPARTMENT		

PROJECT TITLE
"K90 Y04 SERIES TO AMERICAN SHOWMAN" TEMPLATE VERSION RELEASE 2.0 JAN. 2016

400 N. GOLDEN STATE BLVD.,
TURLOCK, CA 95380

COMM'SS ON NO. E/20299

ISSUE DATE 06/02/17

SHEET TITLE
FLOOR PLAN, REFLECTED CEILING PLAN & FINISH SCHEDULE

SHEET NO.
A-1.0

COPYRIGHT © 2017 DAVID BOYCE ARCHITECT COMPANY & CONTRACTOR RETAINS THE RIGHT TO THE ORIGINAL SET OF PLANS FOR ARCHITECTURAL PURPOSES. PLANS CREATED BY DAVID BOYCE ARCHITECT COMPANY & CONTRACTOR RETAINS THE RIGHT TO THE ORIGINAL SET OF PLANS FOR ARCHITECTURAL PURPOSES. THIS DOCUMENT MAY NOT BE REPRODUCED OR USED FOR OTHER PROJECTS WITHOUT WRITTEN CONSENT OF DAVID BOYCE ARCHITECT COMPANY & CONTRACTOR.

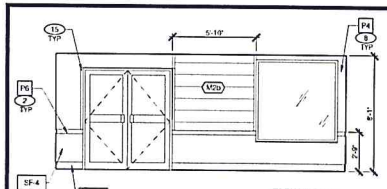

ELEVATION 01
Scale: 1/4" = 1'-0"

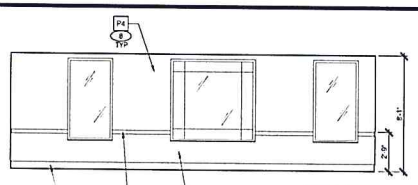

ELEVATION 02
Scale: 1/4" = 1'-0"

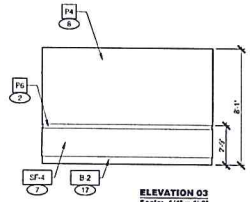

ELEVATION 03
Scale: 1/4" = 1'-0"

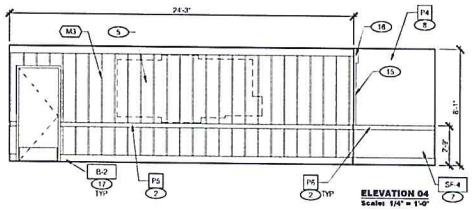

ELEVATION 04
Scale: 1/4" = 1'-0"

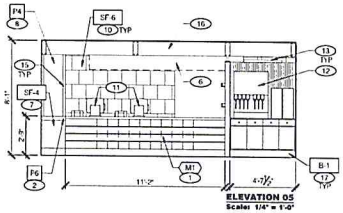

ELEVATION 05
Scale: 1/4" = 1'-0"

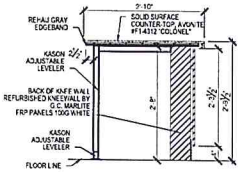

SECTION @ SERVICE COUNTER 05a
Scale: 3/4" = 1'-0"

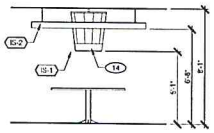

ELEVATION 06
Scale: 1/4" = 1'-0"

THESE DETAILS ARE NOT REPRESENTATIVE OF LOCATION OR EXACT FIELD CONDITIONS BUT ARE TO USED FOR GENERAL ARRANGEMENT, AND PLACEMENT FURNITURE, FIXTURES, AND SIGNAGE

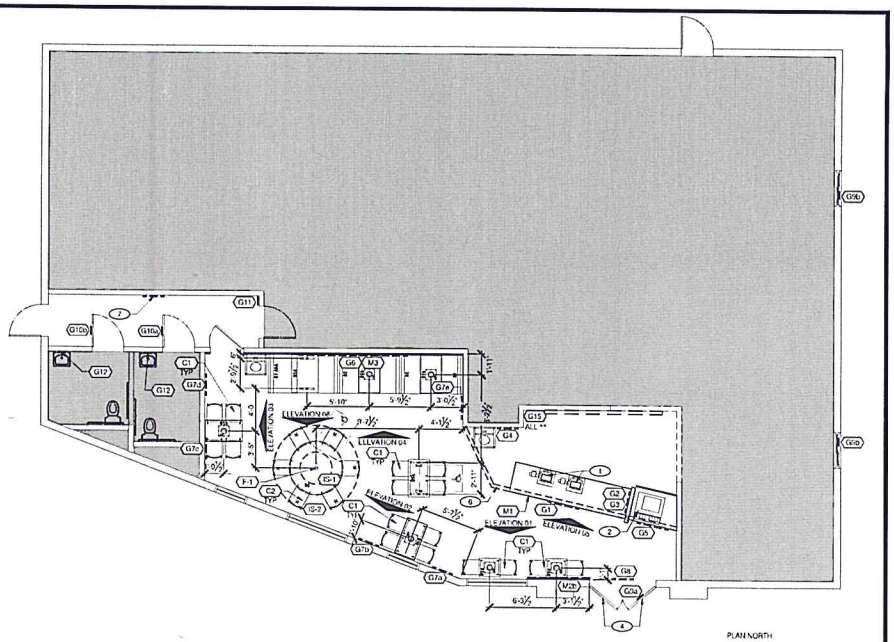

FIXTURES & GRAPHICS PLACEMENT PLAN
Scale: 3/16" = 1'-0"

PLAN NORTH

LEGEND

EXISTING TO REMAIN

NO WORK IN THIS AREA

** COORDINATE EXACT GRAPHIC LOCATIONS AND HANGING INSTRUCTIONS WITH VENDOR SPECS

INTERIOR ELEVATION KEY NOTES - ISR

NOTE: REFER TO FINISH SCHEDULE ON SHEET A-1.0

1. NEW SERVICE COUNTER (OVER EXISTING KNEE WALL)
2. NEW CHAIR RAIL PRE-FINISHED BY VENDOR, INSTALL WITH REVEAL TO CEILING
3. ~~VENDOR PROVIDED WINDOW SILL, JAMB AND HEADER RETURNS ON KEEP WALL TO BE PAINTED~~
4. NEW PENDANT LIGHT FIXTURES - SEE CEILING PLAN
5. VENDOR PROVIDED FRAMED ARTWORK, USE PROVIDED TEMPLATE TO INSTALL
6. EXISTING MENUBOARD
7. INSTALL NEW WAINSCOT PRE-PAINTED
8. SKIM COAT EXISTING WALLS (TO LEVEL 3), PRIME AND PAINT ABOVE CHAIR RAIL
9. ~~EXISTING SOFFIT (FACE AND UNDERSIDE) TO BE PAINTED P-4~~
10. NEW FRP PANEL OVER EXISTING TILE
11. EXISTING POS EQUIPMENT
12. EXISTING PEPSI DISPENSER / ICE MACHINE
13. STAINLESS STEEL HEADER CAP ON EXISTING BULKHEAD
14. NEW SUSPENDED BUCKET GRAPHIC ELEMENT
15. NEW SURFACE MOUNTED CORNER GUARDS
16. NEW ORDER COUNTER FAUX BEAMS OVERHEAD
17. NEW 6" WALL BASE

IMAGE COMPONENT SCHEDULE (CONT'D)

GRAPHICS		
TAG	QTY	ITEM DESCRIPTION
G1	1	"KITCHEN SIGN"
G2	1	CHALK BOARD SIGN
G3	1	REAL MEALS GUARANTEE
G4	1	SECRET PROCESS ART
G5	1	PEPSI FILLING STATION SIGN
G6	1	FOCAL WALL ART
G7a	1	POSTER ARTWORK - "SOUTHERN INSPIRED"
G7b	1	POSTER ARTWORK - "SANDERS FOR SENATOR"
G7c	1	POSTER ARTWORK - "COLONEL 101"
G7d	1	POSTER ARTWORK - "No. 1 CHICKEN SALESMAN"
G7e	1	POSTER ARTWORK - "PRESSURE COOKER"
G8	1	"THANKS" MESSAGE
G9a	1	STORE HOURS - ENTRY DOOR
G9b	2	STORE HOURS - DT WINDOW
G10a	1	RESTROOM SIGNS - LADIES
G10b	1	RESTROOM SIGNS - MENS
G11	1	COLONEL'S OFFICE SIGN
G12	2	RESTROOM MIRROR MESSAGE
G15a	1	BOH ART - COMMUNICATION BOARD (VERT. & HORIZ.)
G15b	1	BOH ART - FAMILY PRIDE BOARD
G15c	1	BOH ART - COLONEL PROUD BANNER
G15d	1	BOH ART - COLONEL TEMPER
G15e	1	BOH ART - GREATEST CHICKEN COLLAGE
G15f	1	BOH ART - SERVICE PROMISE SIGN

IMAGE COMPONENT SCHEDULE (CONT'D)

MILLWORK			
TAG	QTY	LN. FT.	ITEM DESCRIPTION
M1	N/A	16'-10"	ORDER COUNTER/DRINK COUNTER COMPONENTS
	1	24'-1"	FRONT COUNTER BEAMS - NEED BOTH QTY AND LN. FT.
	1	N/A	FRONT COUNTER PEPSI DIVIDER WALL AND BACK PANEL
SS-2	4	N/A	CORIAN WINDOW SILL TOPS FOR WINDOWS
M7b	1	N/A	ENTRY FOCAL WALL WITH REAL MEALS QUOTE - OVER CHAIR RAIL
M3	N/A	24'-3"	FOCAL WALL PANELS - BACK RED WALL INCLUDING WINDOW AND TOP TRIM

IMAGE COMPONENT SCHEDULE (XX)

INTERIOR SPECIALTIES		
TAG	QTY	ITEM DESCRIPTION
IS-1	1	BUCKET
IS-2	1	RING CEILING ELEMENT
DECOR		
D1	1	SANDERS BOOTH - SINGLE
D1 ADA	1	SANDERS BOOTH - SINGLE - ADA
D2	2	SANDERS BOOTH DOUBLE
D3	2	TRASH UNIT - SINGLE
D5a	2	TABLE TOP - 21" X 24"
D5b	4	TABLE TOP - 24" X 42"
D5c	1	TABLE TOP - 24" X 42" HC W/ SYMBOL
D5d	1	TABLE TOP - 24" X 42"
D6	1	FOCAL TABLE 42" ROUND WITH CUSTOM BASE
D9	6	CLIP DOWN STEEL TABLE POST WITH ESCUTCHEON BASE AND MOUNTING PLATE
D10	2	CLIP DOWN STEEL TABLE POST WITH ESCUTCHEON BASE AND OFFSET MOUNTING PLATE HC
CHAIRS		
C1	16	CAFE DINING CHAIR
C2	6	CAFE DINING CHAIRS - KFC RED SEAT

FIXTURES & GRAPHICS KEY NOTES:

1. EXISTING P.O.S. EQUIPMENT - INCL. EXIST OR NEW UNDER COUNTER CASH DRAWER BRACKET
2. RE-INSTALL EXISTING ICE MACHINE & BEVERAGE DISPENSER - SEE SHEET D1.0
3. ~~EXISTING SAFE~~
4. REPLACE EXTERIOR/INTERIOR BRANDED, PLASTIC DOOR PANEL WITH PREFINISH PANEL TO MATCH DOOR FRAME
5. ~~EXISTING SECURITY MONITOR, RELOCATE AS NECESSARY FOR NEW SERVICE COUNTER LAYOUT~~
6. CUSTOM MILLWORK PROVIDED BY VENDOR
7. RE-INSTALL EXISTING "KFC FOUNDATION" ARTWORK
8. ~~PAINT EXISTING TABLE TOP POSTS - MATTE BLACK~~

KFC

DAVID BOYCE ARCHITECT

604 COURTLAND STREET
SUITE 100
ORLANDO, FLORIDA 32804
PH 407.645.5008
FX 407.629.9124

SEAL
THIS DOCUMENT IS "NOT FOR CONSTRUCTION" UNLESS THE ARCHITECT OF RECORD'S SIGNATURE AND SEAL APPEAR BELOW

P. PROJECT NO # 2017 5439

DRAWING SUBMITTALS

DESIGN DEVELOPMENT INCEPTION SET

DATE	DESCRIPTION
DATE	BY

PERMIT SET SUBMITTAL

DATE BY

PERMIT SET REVISION

DATE BY

REVISION

Mark	Date	By
1	06/02/2017 PLANNING DEPARTMENT	MS
2	06/30/2017 BUILDING DEPARTMENT	MS

PROJECT TITLE
"K00 Y04 SERIES
TO AMERICAN SHOWMAN"
TEMPLATE VERSION
RELEASE 2.0 JAN. 2016

400 N. GOLDEN STATE BLVD.,
TURLOCK, CA 95380

COMM'SS ON NO. E720299

ISSUE DATE 06/02/17

SHEET TITLE
INTERIOR ELEVATIONS, FIXTURE & GRAPHICS PLAN

SHEET NO.
A-1.1

COPYRIGHT © 2017 DAVID BOYCE REPRESENTATIVE OF THE ARCHITECT OF RECORD

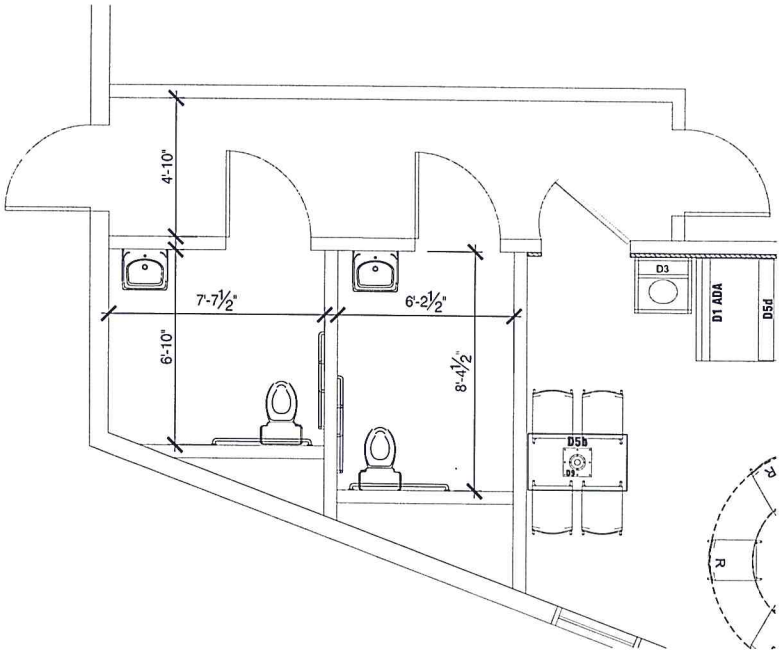

PLAN NORTH

EXISTING RESTROOM PLAN
Scale: 1/2" = 1'-0"

GENERAL NOTES

INTERPLAN HAS NOT BEEN CONTRACTED TO VISIT, SURVEY, OR REVIEW THE EXACT CONDITIONS OF THE SITE OR RESTROOMS AS IT RELATES TO VERIFICATION OF COMPLIANCE WITH THE ADA STANDARDS FOR ACCESSIBLE DESIGN OR ICC/ANSI A-117.1 ACCESSIBLE AND USABLE BUILDINGS AND FACILITIES. THEREFORE, ITEMS SUCH AS BUT NOT LIMITED TO HANDLE GRASPABILITY, DOOR CLOSER OPERATION, THRESHOLD HEIGHTS, FLOOR SLOPES, VERTICAL DIMENSION OF ACCESSIBLE ELEMENTS, HANDRAIL SIZE, VERTICAL CLEARANCES, OR ANYTHING OTHERWISE NOT VISIBLE FROM PLAN VIEW AND EXISTING SURVEY DRAWINGS HAS NOT BEEN REVIEWED. IT IS INTERPLAN'S UNDERSTANDING THAT THE OWNER OF THE FACILITY OR ITS REPRESENTATIVES, WILL HIRE A PROFESSIONAL, CERTIFIED, AND LICENSED ADA SURVEYOR TO VERIFY, AND REMEDIATE ANY NON-COMPLIANCE OF THOSE ELEMENTS. ANY PROPOSED SOLUTION, REMEDIATION, OR CORRECTION PROVIDED BY INTERPLAN, IS BASED SOLELY ON DIMENSIONS AND INFORMATION PROVIDED BY LENDLEASE, AND INTERPLAN IS RELYING ON THE ACCURACY OF SUCH INFORMATION. IF ANY FIELD CONDITIONS DEVIATE FROM THAT INFORMATION, THE ARCHITECT SHALL BE NOTIFIED IMMEDIATELY. IT IS INTERPLAN'S UNDERSTANDING THAT ALL FIXTURES, ELEMENTS, AND REQUIREMENTS WITHIN SCOPE WILL BE CONSTRUCTED, INSTALLED, AND ADJUSTED TO BE COMPLIANT WITH ALL APPLICABLE CODES, AND LAWS WHETHER SHOWN IN THE DRAWINGS, OR NOT.

KFC

DAVID BOYCE ARCHITECT

604 COURTLAND STREET
SUITE 100
ORLANDO, FLORIDA 32804
PH 407.645.5008
FX 407.629.9124

SEAL
THIS DOCUMENT IS "NOT FOR CONSTRUCTION" UNLESS THE ARCHITECT OR ENGINEER'S SIGNATURE AND SEAL APPEAR BELOW

P. PROJECT NO #: 2017.6439

DRAWING SUBMITTALS

DESIGN DEVELOPMENT REVIEW SET
DATE BY
PERMIT SET SUBMITTAL
DATE BY
TENANT SET REVISION
DATE BY

REVISION:

Mark	Date	By
1 PLANNING DEPARTMENT	JUL 21 2017	MS
2 BUILDING DEPARTMENT	JUL 21 2017	MS

PROJECT TITLE
"K30 Y04 SERIES
TO AMERICAN SHOWMAN"
TEMPLATE VERSION
RELEASE 2.0 JAN. 2016

400 N. GOLDEN STATE BLVD.,
TURLOCK, CA 95380

COMM SS-ON NO. E720299
ISSUE DATE 06/02/17

SHEET TITLE
ENLARGED
RESTROOM PLAN

SHEET NO.
A-1.2

COPYRIGHT © 2017 DAVID BOYCE ARCHITECT/DESIGN & CONSTRUCTION SERVICES INC. DOCUMENTS TO BE ORIGINALLY OF PURPOSE FOR ARCHITECTURE PRINTED INTERIOR FOR CONSTRUCTION PURPOSES ONLY AND PROHIBITED

GENERAL NOTES

G.C. TO PROVIDE VERIFICATION OF EXISTING STRUCTURAL ATTACHMENTS FOR NEW BUILDING ELEMENTS. IF REQUIRED PROVIDE ADDITIONAL BLOCKING PER VENDOR'S RECOMMENDATION.

KFC SIGNAGE/STENCIL BY OTHERS - UNDER SEPARATE PERMIT

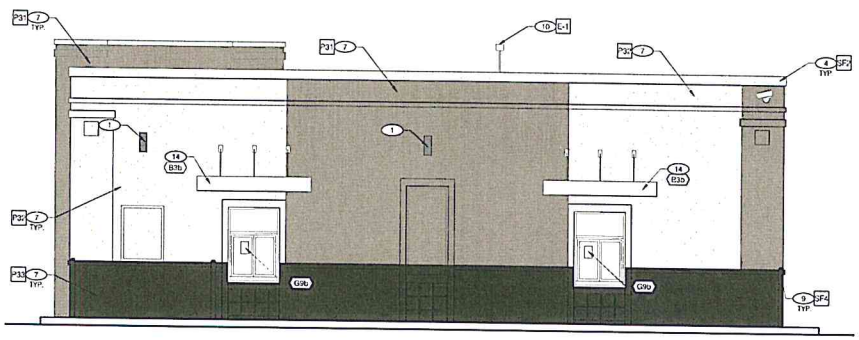

4 - DRIVE-THRU ELEVATION
Scale: 1/4" = 1'-0"

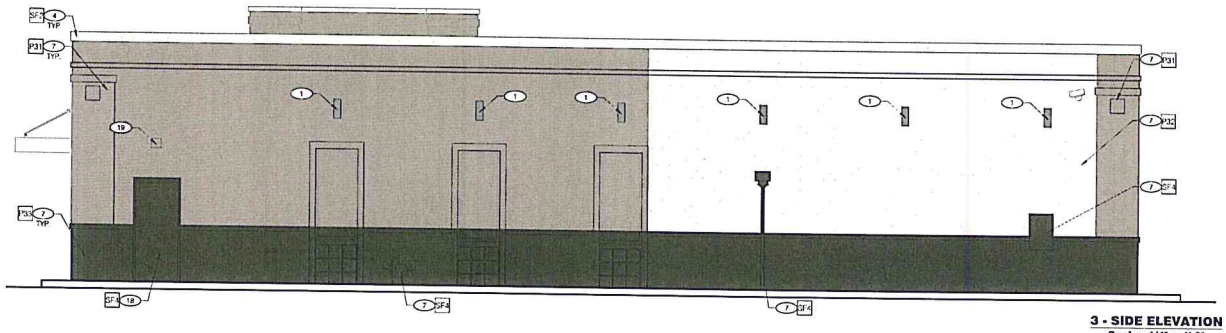

3 - SIDE ELEVATION
Scale: 1/4" = 1'-0"

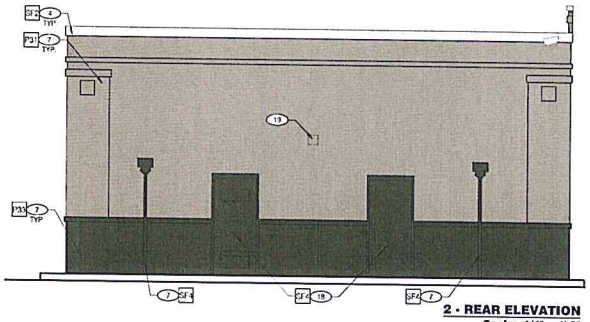

2 - REAR ELEVATION
Scale: 1/4" = 1'-0"

PAINT SCHEDULE

"THE PAINT BELOW IS PAINT NEXT TO BE COLOR MATCHED AND PROVIDED AS BENJAMIN MOORE"

KFC - EARTH TONES

P1	EXTERIOR PAINT	BENJAMIN MOORE	HEIRWOOD CLELLAND P (HC-81) 5147 C (2024-10) 1608	AURA EXTERIOR PAINT AGATE RED 2084-10 DW LUSTER (K34)	MASONRY SUBSTRATE PRIMER NON GLAZED TILE, ACRYLIC FIBERGLASS SUBSTRATE PRIMER (NS) 9 SER - SXA 110
P31	EXTERIOR PAINT	BENJAMIN MOORE	KURT MCCLELLAND P (HC-80) 5147 C (S-2040) 1608	AURA EXTERIOR PAINT BEGONIA 2070-30 DW LUSTER (K34)	EARTH TONES MASONRY SUBSTRATE PRIMER NON GLAZED TILE SUBSTRATE PRIMER SAN TILE SEAL W P52 P33
P32	EXTERIOR PAINT	BENJAMIN MOORE	CHARLES JENNSON P 1497-4116	KOLOR CREAM 2006 - SAP P510 100% ACRYLIC HYBRID RESIN	EARTH TONES ERE W P31 P.46
P33	EXTERIOR PAINT	BENJAMIN MOORE	KURT MCCLELLAND P (HC-81) 5147 C (2024-10) 1608	AURA EXTERIOR PAINT NIGHT HORIZON 2134-10 DW LUSTER (K34)	EARTH TONES MASONRY SUBSTRATE PRIMER NON GLAZED TILE SUBSTRATE PRIMER SAN TILE 6 ZZ W P31 P.46
M1	EXTERIOR METAL	BENJAMIN MOORE	KURT MCCLELLAND P (HC-80) 5147 C (S-2040) 1608	CORDTECH POLYESTER URETHANE (F25-7) WEDDING JEL (S500) GLOSS CATALYST	CORDTECH PRIMER (F135)
M2	EXTERIOR METAL	BENJAMIN MOORE	KURT MCCLELLAND P (HC-80) 5147 C (S-2040) 1608	CORDTECH POLYESTER URETHANE 2121-10 BLACK HORSEN (M30) GLOSS CATALYST	CORDTECH PRIMER (F135)
M3	EXTERIOR METAL	BENJAMIN MOORE	KURT MCCLELLAND P (HC-80) 5147 C (S-2040) 1608	CORDTECH POLYESTER URETHANE 2134-10 NIGHT HORIZON	CORDTECH PRIMER (F135)
M4	EXTERIOR METAL	BENJAMIN MOORE	KURT MCCLELLAND P (HC-80) 5147 C (S-2040) 1608	CORDTECH POLYESTER URETHANE 2080-10 EXOTIC RED (M20) GLOSS CATALYST	CORDTECH PRIMER (F135)

FINISH NOTES

1. NEW M2 EXTERIOR LIGHT SCONCES (INSTALLED ABOVE EXISTING CEILING @ EXISTING LOCATIONS)
2. ~~PAINT WALL SURFACE BEHIND NEW AWNINGS~~
3. PAINT 4" WIDE BORDER WINDOW SURROUND AS INDICATED
4. EXISTING PARAPET COPING TO BE REPAIRED, SEALED AND PAINTED
5. EXISTING RAILING TO BE PAINTED SF-3
6. ~~STENCIL PAINTED GRAPHIC ELEMENT~~
7. NEW EXTERIOR PAINT TREATMENT
8. EXISTING WINDOWS
9. EXISTING BOLLARD
10. NEW EXTERIOR LIGHT FIXTURE CENTERED ON WINDOW AND/OR GRAPHIC. OTHERWISE AS INDICATED IN ELEVATION. PATCH AND REPAIR ROOF MEMBRANE AT FIXTURE ATTACHMENT POINT
11. REINSTALL ADDRESS NUMBERS AFTER PAINTING
12. NEW SIGNAGE ACCENT LIGHT FIXTURE. REFER TO LIGHT FIXTURE SCHEDULE
13. ~~NEW PRE-FINISHED METAL LOUVERED AWNINGS (AWNINGS ABOVE DOORS TO HAVE RAIN DIVERTERS)~~
14. NEW DRIVE-THRU CANOPY
15. ~~NEW STAND OFF METAL PANEL SYSTEM W/ VINYL GRAPHICS~~
16. ~~NEW FLOOD/DOWNLETTER FACES AND CABINETS~~
17. ~~NEW METAL PANEL SYSTEM ATTACHED TO AND HELD OFF EXISTING TOWER. TOP OF PANELING TO ALIGN WITH BOTTOM OF EXISTING TOWER COPING~~
18. PAINT EXISTING EXTERIOR DOOR AND FRAME
19. NEW EXTERIOR WALL LIGHT, M-3
20. EXISTING STOREFRONT

IMAGE COMPONENT SCHEDULE

TAG	QTY	ITEM DESCRIPTION
GRAPHICS		
G3a	1	STORE HOURS - ENTRY
G3b	2	STORE HOURS - DT WINDOW
~~B1b~~	~~1~~	~~VINYL LOGO/GRAPHICS FOR TOWER PANEL - HALF HEIGHT~~
~~S4b~~	~~1~~	~~TREAT MEALS TO GO VINYL LETTERS FOR B DT CANOPY~~
~~S5b~~	~~1~~	~~"HOT & FAMOUS O-CHEN 19" LETTER - PAINT TEMPLATE (VERTICAL & HORIZONTAL)~~
~~S6b~~	~~1~~	~~HARD WAY PAINT TEMPLATE - 6" ROLLAD~~
~~S8J~~	~~1~~	~~HARD WAY PAINT TEMPLATE - 14" HORIZONTAL~~
BUILDING EXTERIOR ELEMENTS		
~~B1b~~	~~1~~	~~TOWER PANEL WITH LOGO AND GRAPHICS - HALF HEIGHT~~
B3b	2	DT WINDOW CANOPY - 8' WIDE

AWNINGS

TAG	QTY	ITEM DESCRIPTION	COLOR
~~S5a~~	~~2~~	~~SHUTTERED AWNINGS - 6'-0"~~	~~P1~~
~~S5b~~	~~3~~	~~SHUTTERED AWNINGS - 3'-0"~~	~~P1~~

LIGHTING SCHEDULE

TAG	QTY.	ITEM DESCRIPTION
E-1	6	SINGLE ARRAY LED FLOOD LIGHT 3000K BLACK FINISH WITH CUSTOM 30" ARM BRACKET BLACK FINISH
E-2	3	SINGLE ARRAY LED FLOOD LIGHT 3000K BLACK FINISH WITH CUSTOM 48" ARM BRACKET BLACK FINISH HORIZONTAL WIDE SPOT BEAM
M-2	9	(2) LAMP EXTERIOR RATED UP/DOWN WALL SCONCE BLACK FINISH WITH TOP LENS CD/CR. 14 WATT LONG NECK PAR30 LED LAMP 3000K 83 CRI NARROW FLOOD 25 DEGREE
M-3	3	EXTERIOR RATED LED WALL PACK 3000K BRONZE FINISH

KFC

DAVID BOYCE ARCHITECT

604 COURTLAND STREET
SUITE 100
ORLANDO, FLORIDA 32804
PH 407.645.5008
FX 407.629.9124

SEAL
THIS DOCUMENT IS "NOT FOR CONSTRUCTION" UNLESS THE ARCHITECT OF RECORD'S SIGNATURE AND SEAL APPEAR BELOW

P. PROJECT NO # 2017.043

DRAWING SUBMITTALS

DESIGN DEVELOPMENT REVIEW SET
REPLIES JACOBS
DATE BY

PERMIT SET SUBMITTAL
DATE BY

TENANT SET REVISION
DATE BY

REVISION:

Mark	Date	By
1	JUL 2017	MS
PLANNING DEPARTMENT		
2	JUL 2017	MS
BUILDING DEPARTMENT		

PROJECT TITLE
"K30 Y04 SERIES
TO AMERICAN SHOWMAN"
TEMPLATE VERSION
RELEASE 2.0 JAN. 2016

400 N. GOLDEN STATE BLVD.,
TURLOCK, CA 95380

COMPASS CO. NO. E720299
ISSUE DATE 06/02/17
SHEET TITLE
EXTERIOR ELEVATIONS

SHEET NO.
A-2.0

COPYRIGHT © 2017
SHEET SCALES REFLECT COPIES & DIMENSIONS REFLECTING THE DOCUMENTS TO THE ORIGINAL SIZE OF PAPER FOR WHICH THEY WERE PRINTED. VARIOUS COPIES MAY HAVE DIFFERENT SCALES.

THIS DOCUMENT & THE PROJECT DESIGN DESCRIBED HEREIN IS PROPRIETARY TO DAVID BOYCE ARCHITECT, LLC. NO RIGHTS TO REPRODUCTION OR USE OF THIS DOCUMENT OR ANY PART THEREOF WITHOUT WRITTEN CONSENT OF D.B.A. OTHER THAN THE SPECIFIC PROJECT FOR WHICH IT WAS PREPARED IS PROHIBITED. UNLESS OTHERWISE AGREED TO IN WRITING BY D.B.A.
PLOTTED: Friday, December 22, 2017 11:18 AM

GENERAL NOTES

G.C. TO PROVIDE VERIFICATION OF EXISTING STRUCTURAL ATTACHMENTS FOR NEW BUILDING ELEMENTS. IF REQUIRED PROVIDE ADDITIONAL BLOCKING PER VENDOR'S RECOMMENDATION.

KFC SIGNAGE/STENCIL BY OTHERS -UNDER SEPARATE PERMIT

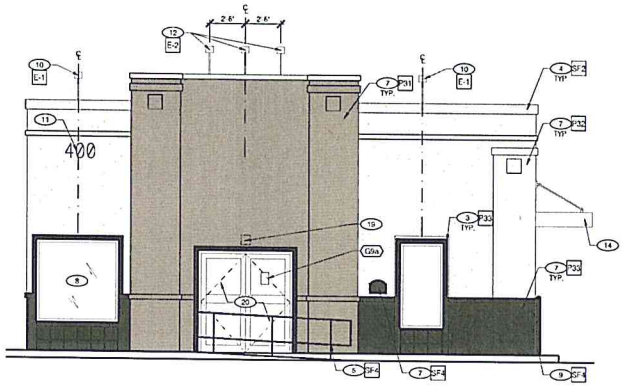

5 - ENTRY ELEVATION
Scale: 1/4" = 1'-0"

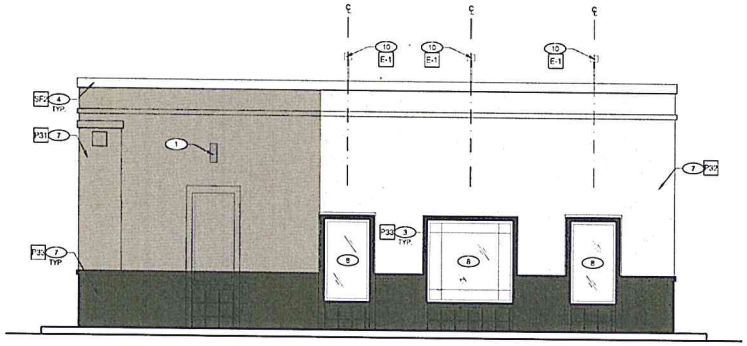

1 - FRONT ELEVATION
Scale: 1/4" = 1'-0"

PAINT SCHEDULE

THE SHERWIN WILLIAMS PAINT NEED TO BE COLOR MATCHED AND PROVIDED AS BENJAMIN MOORE

KFC - EARTH TONES

P1	EXTERIOR PAINT	BENJAMIN MOORE	KURT MCCLELLAND P (M03/N-5147) E (2025-40-1008)	AURA EXTERIOR PAINT NIGHT HORIZON 2134-10 DW LUSTER (M36)	MASONRY SUBSTRATE PRIMER NONE GLAZED TILE & ACRYLIC FIBERGLASS SUBSTRATE PRIMER ROLL 9 STR - SAA 110
P31	EXTERIOR PAINT	BENJAMIN MOORE	KURT MCCLELLAND P (M03/N-5147) E (2025-40-1008)	AURA EXTERIOR PAINT MOSS MOUNTAIN 2140-10 DW LUSTER (M36)	EARTH TONES MASONRY SUBSTRATE PRIMER NONE GLAZED TILE & ACRYLIC FIBERGLASS SUBSTRATE PRIMER SAA 110 2.5Z W POP 7.5B
P32	EXTERIOR PAINT	SHERWIN WILLIAMS	CHARLES JENKINS P (M34/B-4118)	LOXON CONCRETE SEAL LA P 6517 100% ACRYLIC HYBRID RESIN	EARTH TONES EXTERIOR PRIMER P32
P33	EXTERIOR PAINT	BENJAMIN MOORE	KURT MCCLELLAND P (M03/N-5147) E (2025-40-1008)	AURA EXTERIOR PAINT NIGHT HORIZON 2134-10 DW LUSTER (M36)	EARTH TONES MASONRY SUBSTRATE PRIMER NONE GLAZED TILE & ACRYLIC FIBERGLASS SUBSTRATE PRIMER SAA 110 2.5Z W POP 7.5B
M-2	EXTERIOR METAL	BENJAMIN MOORE	KURT MCCLELLAND P (M03/N-5147) E (2025-40-1008)	CORDTECH POLYESTER URETHANE 210-70 WEDDING JELLY (M30) GLOSS CATALYST	CORDTECH PRIMER (P130)
M-3	EXTERIOR METAL	BENJAMIN MOORE	KURT MCCLELLAND P (M03/N-5147) E (2025-40-1008)	CORDTECH POLYESTER URETHANE 210-10 BLACK HORIZON (M20) GLOSS CATALYST	CORDTECH PRIMER (P130)
M-4	EXTERIOR METAL	BENJAMIN MOORE	KURT MCCLELLAND P (M03/N-5147) E (2025-40-1008)	CORDTECH POLYESTER URETHANE 210-10 NIGHT HORIZON	CORDTECH PRIMER (P130)
M-5	EXTERIOR METAL	BENJAMIN MOORE	KURT MCCLELLAND P (M03/N-5147) E (2025-40-1008)	CORDTECH POLYESTER URETHANE 2080-10 EXOTIC RED (M30) GLOSS CATALYST	CORDTECH PRIMER (P130)

FINISH NOTES

1. NEW M2 EXTERIOR LIGHT SCONCES (INSTALLED ABOVE EXISTING CEILING @ EXISTING LOCATIONS)
2. ~~PAINT WALL SURFACE BEHIND NEW AWNINGS~~
3. PAINT 4" WIDE BORDER WINDOW SURROUND AS INDICATED
4. EXISTING PARAPET COPING TO BE REPAIRED, SEALED AND PAINTED
5. EXISTING RAILING TO BE PAINTED SF-3
6. ~~STENCIL PAINTED GRAPHIC ELEMENT~~
7. NEW EXTERIOR PAINT TREATMENT
8. EXISTING WINDOWS
9. EXISTING BOLLARD
10. NEW EXTERIOR LIGHT FIXTURE CENTERED ON WINDOW AND/OR GRAPHIC, OTHERWISE AS INDICATED IN ELEVATION. PATCH AND REPAIR ROOF MEMBRANE AT FIXTURE ATTACHMENT POINT
11. REINSTALL ADDRESS NUMBERS AFTER PAINTING
12. NEW SIGNAGE ACCENT LIGHT FIXTURE. REFER TO LIGHT FIXTURE SCHEDULE
13. ~~NEW PRE-FINISHED METAL LOUVERED AWNINGS (AWNINGS ABOVE DOORS TO HALL AND CREATURE)~~
14. NEW DRIVE-THRU CANOPY
15. ~~NEW STANDOFF METAL PANEL SYSTEM W/ VINYL GRAPHICS~~
16. ~~NEW HTO INDIVIDUAL LETTER FACES AND CABINET CANS~~
17. ~~NEW METAL PANEL SYSTEM ATTACHED TO AND HELD OFF EXISTING CONSTRUCTION. PANELING TO ALIGN WITH BOTTOM OF EXISTING TOWER COPING~~
18. PAINT EXISTING EXTERIOR DOOR AND FRAME
19. NEW EXTERIOR WALL LIGHT, M-3
20. EXISTING STOREFRONT

IMAGE COMPONENT SCHEDULE

TAG	QTY	ITEM DESCRIPTION
GRAPHICS		
G3a	1	STORE HOURS - ENTRY
G3b	2	STORE HOURS - DT WINDOW
~~S1b~~	~~1~~	~~VINYL LOGO GRAPHICS FOR TOWER PANEL - HALF HEIGHT~~
~~S4b~~	~~1~~	~~TEAL MEALS TO GO - VINYL LETTERS FOR # DT CANOPY~~
~~S5b~~	~~1~~	~~"NO 1 FAMOUS CHICKEN" VINYL LETTER - PAINT TEMPLATE (VERTICAL & HORIZONTAL)~~
~~S6a~~	~~1~~	~~HAND WAVE PAINT TEMPLATE - 6" ROUND~~
~~S6b~~	~~1~~	~~HAND WAVE PAINT TEMPLATE - 14" HORIZONTAL~~
BUILDING EXTERIOR ELEMENTS		
~~B1b~~	~~1~~	~~TOWER PANEL WITH LOGO AND GRAPHICS - HALF HEIGHT~~
B3b	2	DT WINDOW CANOPY - 8' WIDE

AWNINGS

TAG	QTY.	ITEM DESCRIPTION	COLOR
~~B5a~~	~~2~~	~~SHUTTERED AWNINGS - 6'-0"~~	~~P1~~
~~B5b~~	~~3~~	~~SHUTTERED AWNINGS - 3'-0"~~	~~P1~~

LIGHTING SCHEDULE

TAG	QTY.	ITEM DESCRIPTION
E-1	8	SINGLE ARRAY LED FLOOD LIGHT 3000K BLACK FINISH WITH CUSTOM 30" ARM BRACKET BLACK FINISH
E-2	3	SINGLE ARRAY LED FLOOD LIGHT 3000K BLACK FINISH WITH CUSTOM 48" ARM BRACKET BLACK FINISH HORIZONTAL WIDE SPOT BEAM
M-2	5	(2) LAMP EXTERIOR RATED UP/DOWN WALL SCONCE BLACK FINISH WITH TOP LENS COVER. 14 WATT LONG NECK PARGO LED LAMP 3000K 83 CRI NARROW FLOOD 25 DEGREE
M-3	3	EXTERIOR RATED LED WALL PACK 3000K BRONZE FINISH

KFC

DAVID BOYCE ARCHITECT

604 COURTLAND STREET
SUITE 100
ORLANDO, FLORIDA 32804
PH 407.645.5008
FX 407.629.9124

SEAL
THIS DOCUMENT IS "NOT FOR CONSTRUCTION" UNLESS THE ARCHITECT OF ENGINEER'S SIGNATURE AND SEAL APPEAR BELOW

P. PROJECT NO # 2017 5439

DRAWING SUBMITTALS

DESIGN DEVELOPMENT INCEPTIVE

INCURT DATE	ARCHITECT BY
	PERMIT DESIGN SUBMITTAL
DATE	BY
	PERMIT SET REVISION
DATE	BY

REVISION:

Mark	Date	By
1	JUL 27, 2017 PLANNING DEPARTMENT	MS
2	JUL 28, 2017 BUILDING DEPARTMENT	MS

PROJECT TITLE
"K30 Y04 SERIES
TO AMERICAN SHOWMAN"
TEMPLATE VERSION
RELEASE 2.0 JAN. 2016

400 N. GOLDEN STATE BLVD.,
TURLOCK, CA 95380

COMM SS ON NO. E720299
ISSUE DATE 06/02/17

SHEET TITLE
EXTERIOR ELEVATIONS

SHEET NO.
A-2.1

COPYRIGHT © 2017 DAVID BOYCE ARCHITECT DESIGN & CONSTRUCTION SERVICES INC. DOCUMENTS TO BE ORIGINALLY SIGNED FOR PURPOSE OF BIDDING AND PERMITTING. SHOULD FOR CONSTRUCTION

THIS DOCUMENT IS THE PROPERTY OF DAVID BOYCE ARCHITECT DESIGN & CONSTRUCTION SERVICES INC. NO PART OF THIS DOCUMENT MAY BE COPIED OR USED FOR ANY PURPOSE WITHOUT WRITTEN PERMISSION FROM DAVID BOYCE ARCHITECT DESIGN & CONSTRUCTION SERVICES INC.
PLOTTED: Friday, December 22, 2017 2:14:56 PM